



SSB RADIO TELEPHONE

IC-M700PRO



Long distance communication made simple.

Simplified operation

The IC-M700PRO is easy to use whether you are new to SSB or an expert. Channel selection is quick and easy to access with large, independent GROUP and CHANNEL knobs. Each panel button has only 1 function. The large, easy to read display shows channel (or frequency) and operating status at a glance. A new green LCD is easy to see in sunlight, but not too bright for night operations.

Powerful output extends your communications reach

The powerful 150 W* (PEP) transmitter provides long distance communication you can rely on. To make sure that power is always available to you—even during demanding RTTY (radio teletype) or E-mail operation—a large cooling fan combined with the IC-M700PRO's aluminum chassis keep the radio cool.

*60 W (PEP) above the 24 MHz bands.

Scanning functions

Locate desired signals quickly with a powerful memory scan feature.

And more...

- Automatic antenna tuner, the AT-140, is available to match the transceiver to your antenna
- Numerous operating modes* available: USB, AM, CW, FSK and AFSK

*Ask your dealer for details.

- Wide band, general coverage receive—0.5 to 29.9999 MHz
- Channel/frequency knob allows the user to tune specific frequencies around the memory channel
- NMEA plus 2 DIN connectors are available for external equipment connection, such as a linear amplifier, FSK terminal, E-mail modem, etc.
- Optional 2-tone alarm function (UT-95 2-TONE ALARM UNIT required) provides simple transmission of emergency signals
- NMEA0183 interface included

Icom Inc.

SPECIFICATIONS

GENERAL

- Frequency coverage :

Receive	0.5 kHz–29.999 MHz	
Transmit	1.6– 2.9999 MHz	4.0– 4.9999 MHz
	6.0– 6.9999 MHz	8.0– 8.9999 MHz
	12.0– 13.9999 MHz	16.0– 17.9999 MHz
	18.0– 19.9999 MHz	22.0– 22.9999 MHz
	25.0– 27.5000 MHz	
- Mode : USB, AM, CW, FSK and AFSK
- Number of channels : 150 (max.; 3 groups of 50 channels each)
- Antenna connector : SO-239 (50 Ω)
- Power supply requirement : 13.6 V DC ±15%
- Current drain (at 13.8 V DC) : Tx max. power 30 A
R_x max. audio 2.5 A
- Usable temperature range (Guaranteed range) : –30°C to +60°C; –22°F to +140°F
: –20°C to +60°C; –4°F to +140°F
- Frequency stability : ±10 Hz (0.5–14.9999 MHz)
±20 Hz (15–29.9999 MHz)
- Dimensions (projections not included) : 291.4(W)×116.4(H)×315(D) mm
11¹⁵/₃₂(W)×4¹⁹/₃₂(H)×12¹³/₃₂(D) in
- Weight : 7.9 kg; 17 lb 7 oz
- Remote connector : NMEA D-sub 9-pin (female)
- ACC 1 connector : DIN 8-pin (female)
- ACC 2 connector : DIN 7-pin (female)

All stated specifications are subject to change without notice or obligation.

TRANSMITTER

- Output power : 150 W PEP (below 24 MHz)
60 W PEP (above 24 MHz)
- Spurious emissions : –75 dB typical
- Unwanted sideband suppression : 70 dB typical
- Carrier suppression : 65 dB typical
- Microphone connector : 8-pin connector (600 Ω)

RECEIVER

- Sensitivity :

USB, CW, FSK, AFSK (for 12 dB SINAD)	6.3 μV (0.5–1.5999 MHz)
	1 μV (1.6–1.7999 MHz)
AM (for 10 dB S/N)	0.35 μV typical (1.8–29.9999 MHz)
	32 μV (0.5–1.5999 MHz)
	6.3 μV (1.6–1.7999 MHz)
	2.2 μV typical (1.8–29.9999 MHz)
- Spurious response rejection ratio : 80 dB typical (1.6–29.9999 MHz)
- Audio output power (at 13.8 V DC) : 5.0 W typical at 10% distortion with a 4 Ω load
- Clarity variable range : ±150 Hz
- External speaker jack : 2-conductor 6.5 (d) mm (1/4")/4–8 Ω

Supplied accessories:


- Hand microphone
- DC power cable
- ACC plugs
- Mounting bracket kit
- Microphone hanger
- Speaker plug
- Spare fuses

OPTIONS


Some options may not be available in some countries. Please ask your dealer for details.



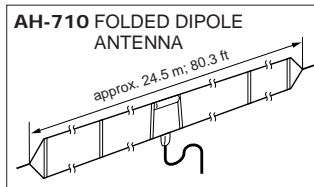
Matches the transceiver to a long wire antenna with little insertion loss. AT-130 is also available.



Matches the transceiver to a dipole antenna. Covers all HF bands from 1.5 to 30 MHz. 8 m × 2 antenna wires come attached.



Match the transceiver to a long wire antenna. Covers all HF bands from 1.5 to 30 MHz. 15 m × 1 antenna wire comes attached.



Covers from 1.9 to 30 MHz band. Has an SO-239 connector. Easy to assemble (non-kink construction).



Provide better CW/RTTY reception. Bandwidth: 500 Hz–6 dB



Dynamic microphone with IPX7 water-proof protection. Same as supplied.



Provides clear audio reception and comes in handy for listening privacy.



Provides the alarm function. Already built in to the Marine version.

Icom Inc.

1-1-32, Kami-minami, Hirano-ku, Osaka 547-0003, Japan Phone: +81 (06) 6793 5302 Fax: +81 (06) 6793 0013

URL: <http://www.icom.co.jp/world/index.html>

Count on us!

Icom America Inc.

2380 116th Avenue NE,
Bellevue, WA 98004, U.S.A.
Phone: +1 (425) 454-8155
Fax: +1 (425) 454-1509
E-mail: sales@icomamerica.com
URL: <http://www.icomamerica.com>

Icom Canada

Glenwood Centre #150-6165 Highway 17,
Delta, B.C., V4K 5B8, Canada
Phone: +1 (604) 952-4266
Fax: +1 (604) 952-0090
E-mail: info@icomcanada.com
URL: <http://www.icomcanada.com>

Icom (Australia) Pty. Ltd.

Unit 1 / 103 Garden Road,
Clayton, VIC 3168 Australia
Phone: +61 (03) 9549 7500
Fax: +61 (03) 9549 7505
E-mail: sales@icom.net.au
URL: <http://www.icom.net.au>

Icom New Zealand

146A Harris Road, East Tamaki,
Auckland, New Zealand
Phone: +64 (09) 274 4062
Fax: +64 (09) 274 4708
E-mail: inquiries@icom.co.nz
URL: <http://www.icom.co.nz>

Icom (Europe) GmbH

Communication Equipment
Himmelgeister Str. 100,
D-40225 Düsseldorf, Germany
Phone: +49 (0211) 346047
Fax: +49 (0211) 333639
E-mail: info@icomeurope.com
URL: <http://www.icomeurope.com>

Icom Spain S.L.

Ctra. Rubi, No. 88 "Edificio Can Castanyer"
08190, Sant Cugat del Valles, Barcelona, Spain
Phone: +34 (93) 590 26 70
Fax: +34 (93) 589 04 46
E-mail: icom@icomspain.com
URL: <http://www.icomspain.com>

Icom (UK) Ltd.

Unit 9, Sea St., Herne Bay,
Kent, CT6 8LD, U.K.
Phone: +44 (01227) 741741
Fax: +44 (01227) 741742
E-mail: info@icomuk.co.uk
URL: <http://www.icomuk.co.uk>

Icom France s.a.s.

Zac de la Plaine,
1 Rue Brindejonc des Moulinais, BP 45804,
31505 Toulouse Cedex 5, France
Phone: +33 (5) 61 36 03 03
Fax: +33 (5) 61 36 03 00
E-mail: icom@icom-france.com
URL: <http://www.icom-france.com>

Icom Polska

Sopot, 3 maja 54, Poland
Phone: +48 (58) 550 7135
Fax: +48 (58) 551 0484
E-mail: icompolksa@icompolksa.com.pl
URL: <http://www.icompolksa.com.pl>

Asia Icom Inc.

6F No. 68, Sec. 1 Cheng-Teh Road,
Taipei, Taiwan, R.O.C.
Phone: +886 (02) 2559 1899
Fax: +886 (02) 2559 1874
E-mail: sales@asia-icom.com
URL: <http://www.asia-icom.com>

Your local distributor/dealer: