



COMMUNICATIONS RECEIVER


IC-R20

Scan, Monitor, Record — The Pro's Scanner!

2 for 1, Dualwatch receive

Until the IC-R20, the capability of monitoring two frequencies required two radios. Whether you need to monitor local public safety, air traffic control, or at the track listening to two drivers, even the play by play from both the local TV and radio station is possible!

(See specifications for actual frequency ranges for Dualwatch receive.)



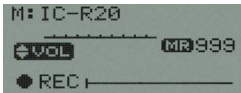
Shortwave to microwave, Wideband coverage

The IC-R20 covers 150kHz to 3304.999MHz* in SSB, CW, AM, FM and WFM modes. This covers AM/FM radio and TV broadcasts, wireless communications for boaters, aviation, conventional public safety and many other commercial services.

(* Depending on version, U.S.A. version is cellular blocked.)

4-hour digital recorder

The IC-R20 has an internal 32MB digital recorder capable of storing received communications. This feature is useful in a variety of ways, like recording a wireless microphone audio at a meeting. There is also a USB port to download to a computer for storage or to forward to a friend. (PC playback not possible)



CTCSS, DTCSS tone signaling

When multiple users share the same channel, these users use specialized signaling to reduce interference from other users. The two popular signaling formats, CTCSS and DTCSS are standard in the IC-R20. Tone scan is also possible.



Alphanumeric memory channels

With 1,000 regular memory channels, 200 automatic memory scan channels and 25 pairs of frequency scan edges, the IC-R20 makes it easy to identify received signals with the capability of programming a name to each channel.

11 hours of continuous receive*

Icom's energy efficient design allows the IC-R20 11* hours of continuous reception from the internal Li-Ion battery pack. Also, the IC-R20 can operate with 3 AA Alkaline cells, or longer operation as well as charging the internal battery pack is possible from either an optional cigarette lighter cable or the supplied AC adapter.

(* Single receive in FM mode, at Max. AF audio.)

See your signals

Sometimes hearing a signal is not enough, so the IC-R20 includes a band scope. The bandscope enables you to see signals around a monitored frequency. An additional function of the bandscope is the ability to hear the signal while sweeping a range, so you can see if the signal is modulated.



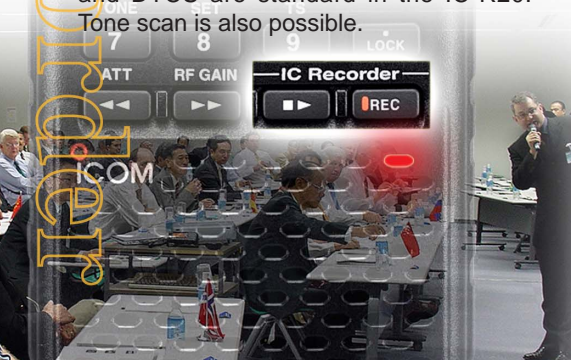
Scan features

The IC-R20 is Icom's fastest receiver with 100* channels per second scanning speed. You can tag memory channels into dynamic banks, ranging from Max. 100 channels per bank (Max. 26 banks) as well as link multiple banks for customized memory bank scanning. Additionally, the IC-R20 offers multiple scanning controls such as scan delay, scan resume for received signal notification.

(* In VFO mode.)

Icom Inc.

ICOM
COMMUNICATIONS RECEIVER
MIL-STD 810
RUGGED
4-HOUR DIGITAL RECORDER
BANDSCOPE
DUALWATCH
11 HOURS OF CONTINUOUS RECEIVE



OTHER FEATURES

- VSC (Voice Squelch Control) opens the squelch only when a modulated signal is detected.
- Offset monitor capability for semi-duplex channel monitoring
- Auto squelch and squelch monitor capability
- Built-in attenuator and RF gain control
- Noise blanker, ANL (Auto Noise Limiter), AF filter
- AFC (Auto Frequency Control) function
- CI-V PC remote control capability with optional CT-17
- Built-in ferrite bar antenna for AM broadcast
- FM earphone cord antenna capability
- Dial speed-up function
- Auto power off and power save functions
- Key lock function
- Rotary selector and up/down buttons are reversible
- Weather channel and weather alert* (* U.S.A. version only)
- Preprogrammed with TV and popular shortwave channels

SPECIFICATIONS

GENERAL

- Frequency coverage : 0.150–1304.999, 1305.000–3304.999MHz*
(* Cellular blocked in the U.S.A. version.)
France 0.150–29.999, 50.2–51.2, 87.5–108, 144–146, 430–440, 1240–1300MHz
- Dualwatch VFO A 0.150–469.999MHz (LSB, USB, CW, AM, FM, WFM modes)
- VFO B 118–174.999, 330–1304.999 MHz (AM, FM, WFM modes)
- Mode : LSB*, USB*, CW*, AM, FM, WFM (* 0.150–469.999MHz)
- No. of memory channels : 1250 (1000 regular, 50 scan edges and 200 auto memory write)
- Usable temperature range: -10°C to +60°C; +14°F to +140°F
- Frequency stability : ±6ppm (-10°C to +60°C)
- Tuning steps : 0.01, 0.1, 5, 6.25, 8.33*, 9*, 10, 12.5, 15, 20, 25, 30, 50, 100kHz (* Selectable depending on operating bands.)
- Battery requirement : BP-206 or 3×AA (LR6) alkaline cells
- External power supply : 6.0V DC ±5% (with BC-149A/D, CP-18A/E)

All stated specifications are subject to change without notice or obligation.

- Current drain (at 3.7V DC) : Rated audio 150mA typ.*1
(Single receive, IC rec OFF) Standby 100mA typ.*1
Power save 35mA typ.*2
** Backlight off, *2 duty=1:4
- Antenna impedance : 50Ω (BNC)
- Dimensions : 60(W)×142(H)×34.8(D) mm; (projections not included) 2³/₈(W)×5¹/₈(H)×1³/₈(D) in
- Weight (approx.) : 320g; 11.3oz (With antenna and BP-206)

RECEIVER

- Receiver system : Triple conversion superheterodyne + down converter
- Intermediate frequencies : 1st 266.7MHz, 429.1MHz, 2nd 19.65MHz, 3rd 450kHz
- Sensitivity (except spurious points; single receive):
FM (12dB SINAD)
1.620–4.999MHz 0.56μV 5.0–221.999MHz 0.4μV
330–832.999MHz 0.56μV 833–1304.999MHz 0.71μV
1330–2304.999MHz 5.6μV 2330–2999.999MHz 18μV
WFM (12dB SINAD) 76–108MHz 1.8μV
175–221.999MHz 1.8μV 470–769.999MHz 2.5μV
AM (10dB S/N) 0.495–4.999MHz 2.2μV
5.0–29.999MHz 1.4μV 118–135.999MHz 1.4μV
SSB, CW (10dB S/N) 0.495–4.999MHz 0.4μV

- 5.0–29.999MHz 0.25μV 50–53.999MHz 0.25μV
118–146.999MHz 0.25μV 330–469.999MHz 0.32μV
- Selectivity SSB, CW : More than 1.8kHz/–6dB
AM, FM More than 12kHz/–6dB,
Less than 30kHz/–60dB
WFM More than 150kHz/–6dB
- AF output power (at 3.7V DC): 100mW typ. at 10% distortion with an 8Ω load
- External SP connector : 3-conductor 3.5 (d) mm (1/8") /8Ω

Applicable U.S. Military Specifications

Standard	MIL 810 C		MIL 810 D		MIL 810 E		MIL 810 F	
	Method	Proc.	Method	Proc.	Method	Proc.	Method	Proc.
Low Pressure	500.1	I	500.2	I, II	500.3	I, II	500.4	I, II
High Temp.	501.1	I	501.2	I, II	501.3	I, II	501.4	I, II
Low Temp.	502.1	I	502.2	I, II	502.3	I, II	502.4-3	I, II
Temp. Shock	503.1	I	503.2	I	503.3	I	503.4	I
Solar Radiation	505.1	I	505.2	I	505.3	I	505.4	I
Humidity	507.1	I, II	507.2	II, III	507.3	II, III	507.4	–
Salt Fog	509.1	I	509.2	I	509.3	I	509.4	–
Dust	510.1	I	510.2	I	510.3	I	510.4	I
Vibration	514.2	VIII, X	514.3	I	514.4	I	514.5	I
Shock	516.2	I, II, V	516.3	I, IV	516.4	I, IV	516.5	I, IV

- Supplied accessories *depending on version
- BP-206* ● BC-149A/D* ● MB-98
 - Handstrap ● Antenna

OPTIONS

Some options may not be available in some countries. Please ask your dealer for details.

- **BP-206** Li-Ion BATTERY CELL ASSEMBLY
3.7V/1650mAh Lithium Ion battery pack.
- **BC-149A/D** WALL CHARGER
6V DC, 1A output AC adapter.
- **BC-156** DESKTOP CHARGER
Rapidly charges the BP-206 in 2.5 hours (approx.). AC adapter, BC-123A/E supplied with the charger.
- **CP-18A/E** CIGARETTE LIGHTER CABLE
6V DC, 2A output from 12V cigarette lighter socket.
- **CT-17** CI-V LEVEL CONVERTER
For receiver remote control from a PC.
- **CS-R20** CLONING SOFTWARE (With USB cable)
Use a PC to easily edit stored memory channels, recorded contents and receiver settings. (Microsoft® Windows® 98/Me/XP/2000)
- **LC-158** CARRYING CASE
Helps protect the receiver from scratches, etc.
- **MB-86** SWIVEL BELT CLIP
A fast and easy way to remove the receiver from your belt.
- **MB-98** BELT CLIP
Alligator type. Same as supplied.
- **SP-13** EARPHONE
Provides clear audio even in noisy environments.

Microsoft and Windows are registered trademarks of Microsoft Corporation in the U.S.A. and other countries.



Icom Inc.

1-1-32, Kamiminami, Hirano-ku, Osaka 547-0003, Japan Phone: +81 (06) 6793 5302 Fax: +81 (06) 6793 0013 URL: <http://www.icom.co.jp/world/index.html>

Count on us!

Icom America Inc.

2380 116th Avenue NE,
Bellevue, WA 98004, U.S.A.
Phone : +1 (425) 454-8155
Fax : +1 (425) 454-1509
E-mail : sales@icomamerica.com
URL : <http://www.icomamerica.com>

Icom New Zealand

146A Harris Road, East Tamaki,
Auckland, New Zealand
Phone : +64 (09) 274 4062
Fax : +64 (09) 274 4708
E-mail : inquiries@icom.co.nz
URL : <http://www.icom.co.nz>

Icom (UK) Ltd.

Unit 9, Sea St., Herne Bay,
Kent, CT6 8LD, U.K.
Phone : +44 (0)1227 741741
Fax : +44 (0)1227 741742
E-mail : info@icomuk.co.uk
URL : <http://www.icomuk.co.uk>

Asia Icom Inc.

6F No. 68, Sec. 1 Cheng-Teh Road,
Taipei, Taiwan, R.O.C.
Phone : +886 (02) 2559 1899
Fax : +886 (02) 2559 1874
E-mail : sales@asia-icom.com
URL : <http://www.asia-icom.com>

Your local distributor/dealer:

Icom Canada

Glenwood Centre #150-6165 Highway 17,
Delta, B.C., V4K 5B8, Canada
Phone : +1 (604) 952-4266
Fax : +1 (604) 952-0090
E-mail : info@icomcanada.com
URL : <http://www.icomcanada.com>

Icom (Europe) GmbH

Communication Equipment
Himmelgeister Str. 100,
D-40225 Düsseldorf, Germany
Phone : +49 (0211) 346047
Fax : +49 (0211) 333639
E-mail : info@icom-europe.com
URL : <http://www.icomeurope.com>

Icom France Sa

Zac de la Plaine, 1,
Rue Brindejone des Moulinais BP 5804,
31505 Toulouse Cedex, France
Phone : +33 (5) 61 36 03 03
Fax : +33 (5) 61 36 03 00
E-mail : icom@icom-france.com
URL : <http://www.icom-france.com>

Icom (Australia) Pty. Ltd.

A.B.N. 88 006 092 575
Unit 1 / 103 Garden Road,
Clayton VIC 3168 Australia
Phone : +61 (03) 9549 7500
Fax : +61 (03) 9549 7505
E-mail : sales@icom.net.au
URL : <http://www.icom.net.au>

Icom Spain S.L.

Crta. de Gracia a Manresa Km. 14,750
08190 Sant Cugat del Valles Barcelona, Spain
Phone : +34 (93) 589 26 70
Fax : +34 (93) 589 04 46
E-mail : icom@icomspain.com
URL : <http://www.icomspain.com>

Icom Polska

Sopot, 3 maja 54, Poland
Phone : +48 (58) 550 7135
Fax : +48 (58) 551 0484
E-mail : icompolksa@icompolksa.com.pl
URL : <http://www.icompolksa.com.pl>



Icom Inc. (Japan), is an ISO 9001 and ISO 14001 certification acquired company.